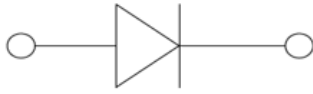


Small Signal Schottky Rectifier



SOD323

Features

- Epoxy meets UL-94 V-0 flammability rating and halogen free
- Moisture Sensitivity Level 1
- V_{RRM} 40V
- I_{FAV} 0.5A
- Part no. with suffix "Q" means AEC-Q101 qualified

Applications

- For Surface Mount Application
- Automotive

Mechanical Data

- **Case:** SOD323
- **Terminals:** Tin plated leads, solderable per J-STD-002 and JESD22-B102
- **Polarity:** Cathode line denotes the cathode end

■ Maximum Ratings ($T_a=25^\circ\text{C}$ Unless otherwise specified)

PARAMETER	SYMBOL	UNIT	CONDITIONS	VALUE
Maximum Repetitive peak reverse voltage	V_{RRM}	V		40
DC Blocking voltage	V_R	V		40
Average Forward Current	I_{FAV}	A		0.5
Peak Forward Surge Current	I_{FSM}	A	8.3ms, half sine	15
Power Dissipation	P_{tot}	mW		250
Thermal Resistance Junction to Ambient	R_{thJA}	K/W		400
Junction Temperature	T_J	$^\circ\text{C}$		-55 to +125
Storage Temperature Range	T_{stg}	$^\circ\text{C}$		-55 to +150



B0540WSQ

■ Electrical Characteristics (T_a=25°C Unless otherwise specified)

PARAMETER	SYMBOL	UNIT	CONDITIONS	MIN	MAX
Forward Voltage	V _F	V	I _F =0.5A		0.55
Reverse Leakage Current	I _R	uA	V _R =20V		80
Reverse Breakdown Voltage	V _{BR}	V	I _R =20uA	40	
Junction Capacitance	C _J	pF	V _R =4V, f =1MHz		30
Reverse Recovery Time	t _{rr}	ns	I _F =I _R =10mA, I _{rr} =1mA, R _L =100Ω		20

■ Ordering Information (Example)

PREFERED P/N	PACKING CODE	UNIT WEIGHT(g)	MINIMUM PACKAGE(pcs)	INNER BOX QUANTITY(pcs)	OUTER CARTON QUANTITY(pcs)	DELIVERY MODE
B0540WSQ	F2	Approximate 0.004	3000	30000	120000	7" reel



■ Characteristics (Typical)

Fig.1: P_D-T_A

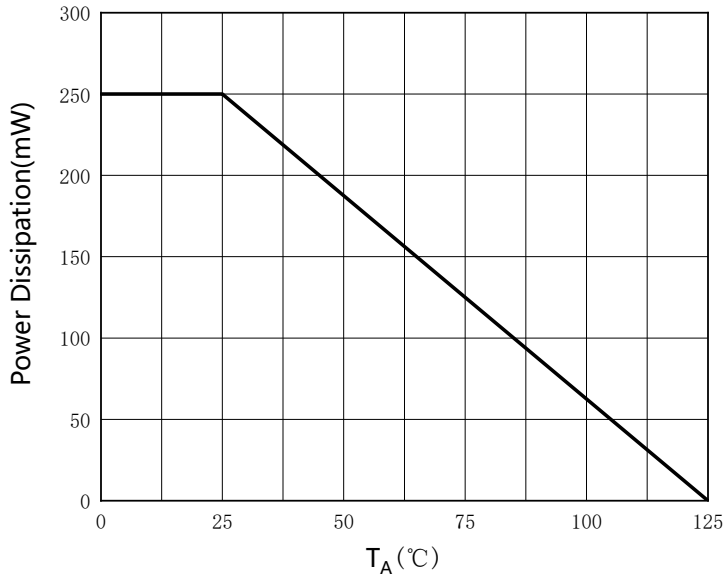


Fig.2: Capacitance Characteristics

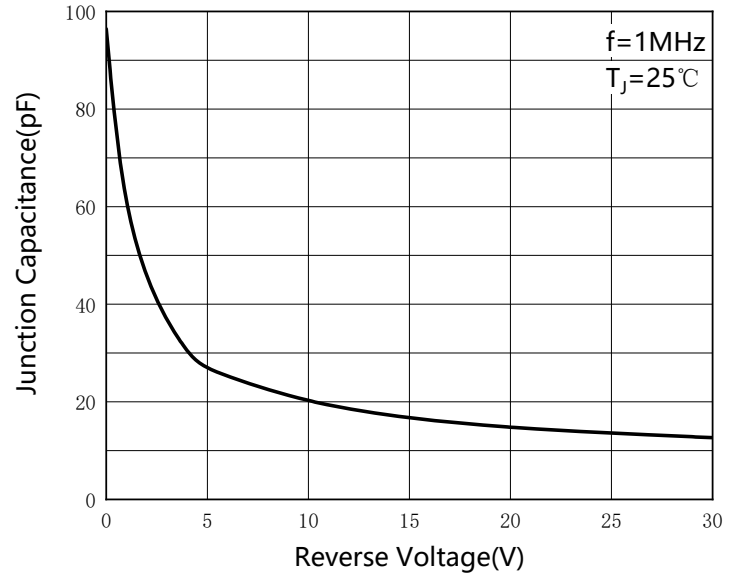


Fig.3: Forward Characteristics

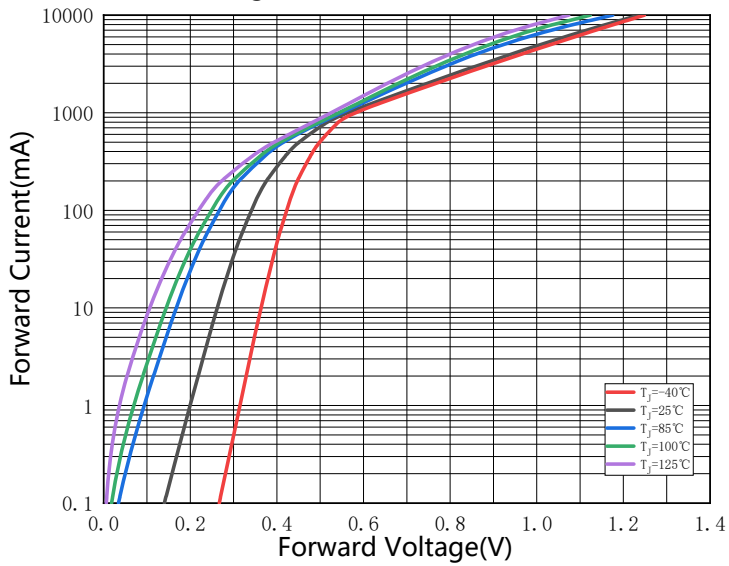
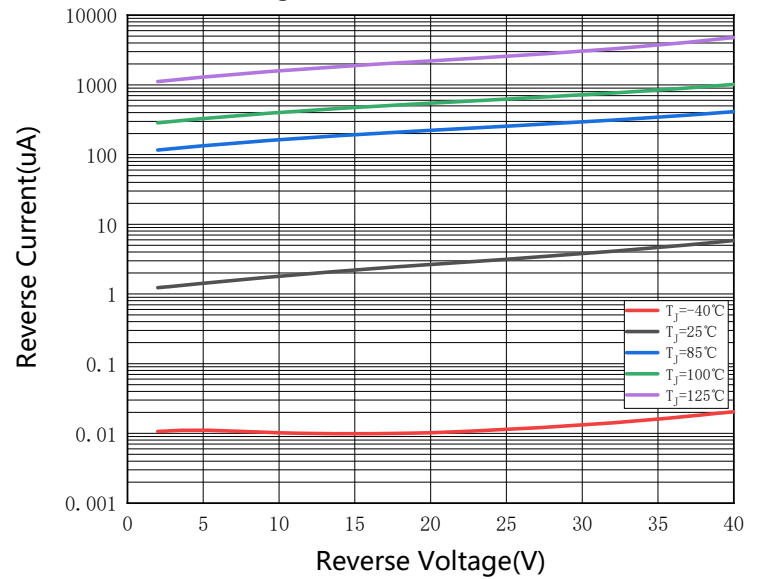


Fig.4: Reverse Characteristics

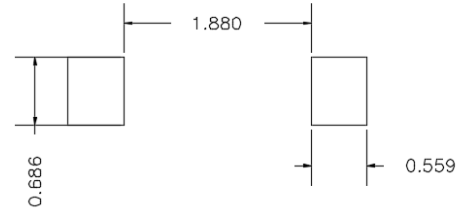
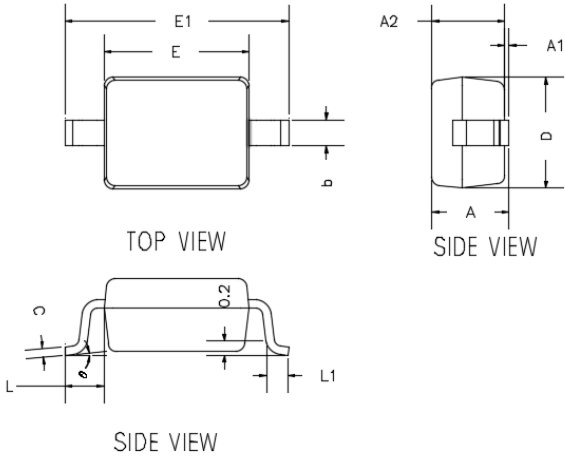




B0540WSQ

■ Outline Dimensions

SOD-323

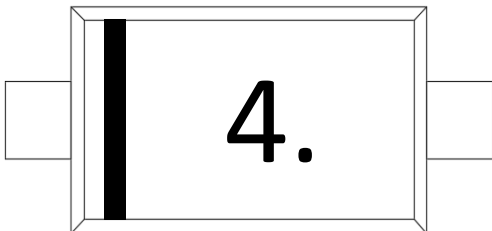


UNIT: mm

SUGGESTED SOLDER PAD LAYOUT

DIMENSIONS				
DIM	INCHES		MM	
	MIN	MAX	MIN	MAX
A	---	0.0393	---	1.0000
A1	0.0000	0.0039	0.0000	0.1000
A2	0.0314	0.0354	0.8000	0.9000
b	0.0098	0.0157	0.2500	0.4000
c	0.0031	0.0059	0.0800	0.1500
D	0.0472	0.0551	1.2000	1.4000
E	0.0629	0.0709	1.6000	1.8000
E1	0.0984	0.1063	2.5000	2.7000
L	0.0187TYP		0.475TYP	
L1	0.0098	0.0157	0.250	0.400
θ	0°	8°	0°	8°

■ Marking Information



Note:

1. All marking is at middle of the product body
2. All marking is in laser marking
3. Body color: Black



Disclaimer

The information presented in this document is for reference only. Yangzhou Yangjie Electronic Technology Co., Ltd. reserves the right to make changes without notice for the specification of the products displayed herein to improve reliability, function or design or otherwise.

The product listed herein is designed to be used with automotive electronics, are not designed for use in medical, life-saving, life-sustaining, or military, Yangjie or anyone on its behalf, assumes no responsibility or liability for any damages resulting from such improper use of sale.

This publication supersedes & replaces all information previously supplied. For additional information, please visit our website [http:// www.21yangjie.com](http://www.21yangjie.com) , or consult your nearest Yangjie's sales office for further assistance.