

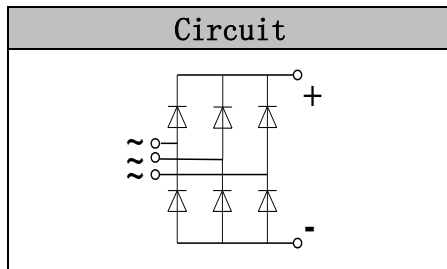


Glass Passivated Three Phase Rectifier Bridge

VRRM 800 to 1800V
ID 100 A

Applications

- Three phase rectifiers for power supplies
- Rectifiers for DC motor field supplies
- Battery charger rectifiers
- Input rectifiers for variable frequency drives



Features

- Three phase bridge rectifier
- Blocking voltage:800 to 1800V
- Heat transfer through aluminum oxide DBC ceramic isolated metal baseplate
- Glass passivated chip
- UL recognized applied for file no. E230084

Module Type

TYPE	VRRM	VRSM
MD100S08M3	800V	900V
MD100S12M3	1200V	1300V
MD100S16M3	1600V	1700V
MD100S18M3	1800V	1900V

Maximum Ratings

Symbol	Conditions	Values	Units
ID	Three phase, full wave Tc=100°C	100	A
IFSM	t=10mS Tvj =45°C	1300	A
i²t	t=10mS Tvj =45°C	8450	A²s
Visol	a.c.50HZ;r.m.s.;1min	3000	V
Tvj		-40 to +150	°C
Tstg		-40 to +125	°C
Mt	To terminals(M6)	5±15%	Nm
Ms	To heatsink(M6)	5±15%	Nm
Weight	Module (Approximately)	230	g

Thermal Characteristics

Symbol	Conditions	Values	Units
Rth(j-c)	Per diode	0.9	°C/W
Rth(c-s)	Module	0.03	°C/W



Electrical Characteristics

Symbol	Conditions	Values			Units
		Min.	Typ.	Max.	
r_f	$T_J=150^{\circ}\text{C}$	-	3	-	mΩ
V_{f0}	$T_J=150^{\circ}\text{C}$	-	0.79	-	V
V_{FM}	$T=25^{\circ}\text{C}$ $I_F=100\text{A}$	-	1.20	1.38	V
	$T=25^{\circ}\text{C}$ $I_F=300\text{A}$	-	1.70	1.90	V
I_{RD}	$T_{vj}=25^{\circ}\text{C}$ $V_{RD}=V_{RRM}$	-	-	0.1	mA
	$T_{vj}=150^{\circ}\text{C}$ $V_{RD}=V_{RRM}$	-	-	3	mA

Performance Curves

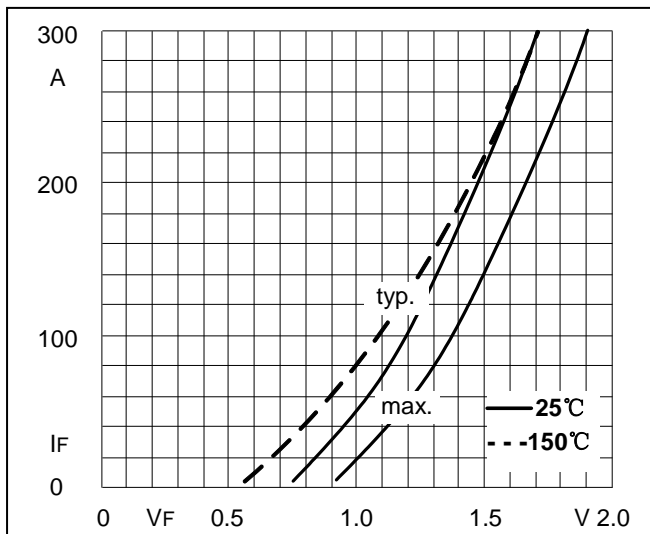


Fig1. Forward Characteristics

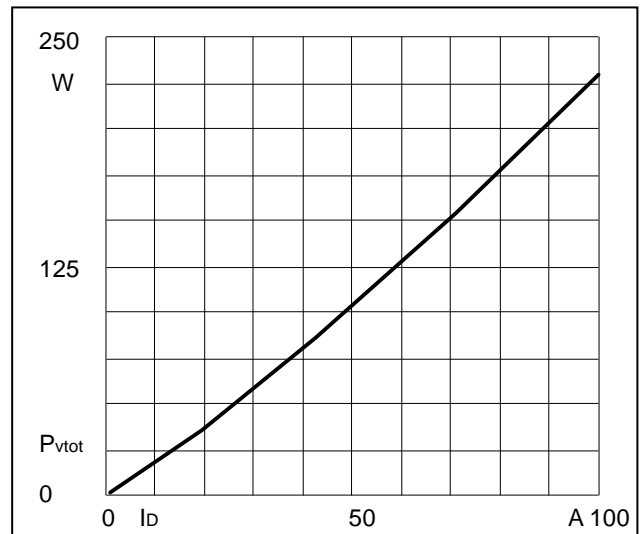


Fig2. Power dissipation

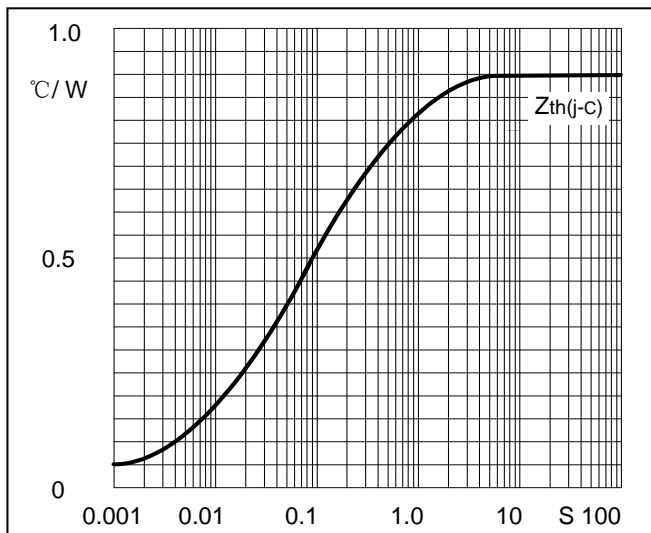


Fig3. Transient thermal impedance

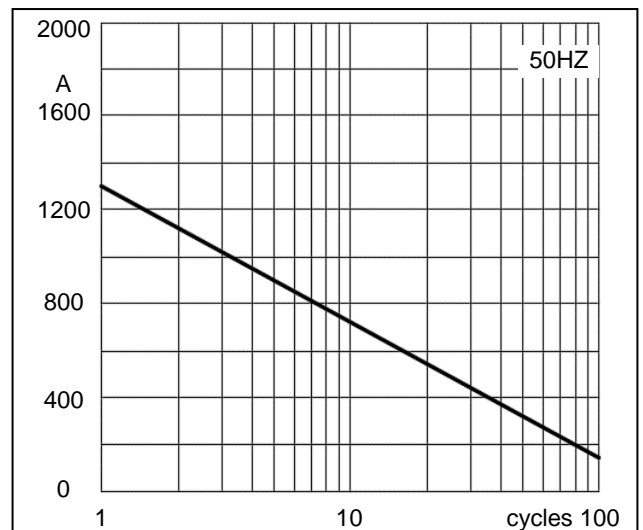


Fig4. Max Non-Repetitive Forward Surge Current

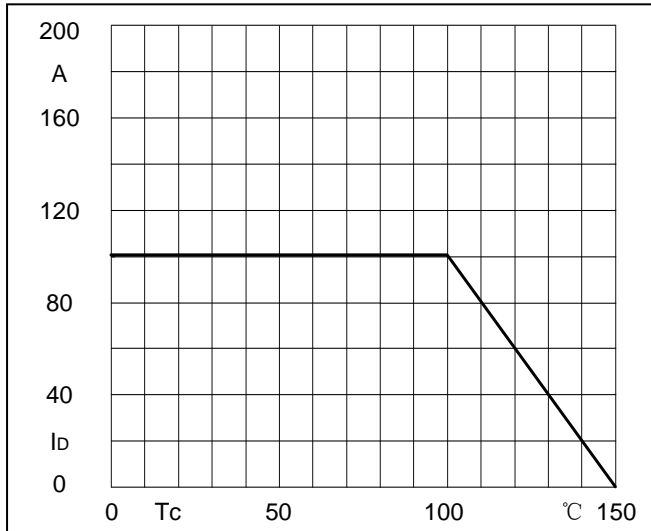


Fig5.Forward Current Derating Curve

Package Outline Information

